

Covetrus® ProMAX IV Touch Digital Infusion Pump



This guide provides a quick reference for operating the Covetrus ProMAX IV Touch Digital Infusion Pump.

Please refer to the User Manual for more detailed operations and settings.



Pole Clamp and Carabiner

INSTRUCTIONS FOR USE

- If using on a pole - Install Pole Clamp on the back of the pump with provided hex wrench and bolt and tighten on to the pole like, shown in Figure A.
- If hanging from a kennel - Install carabiners and hang from the front of the kennel, as shown in Figure B.
- If you would like to use the pump on a tabletop, please rotate it and set it on the table, as shown in Figure C.

Figure A



Figure B



Figure C

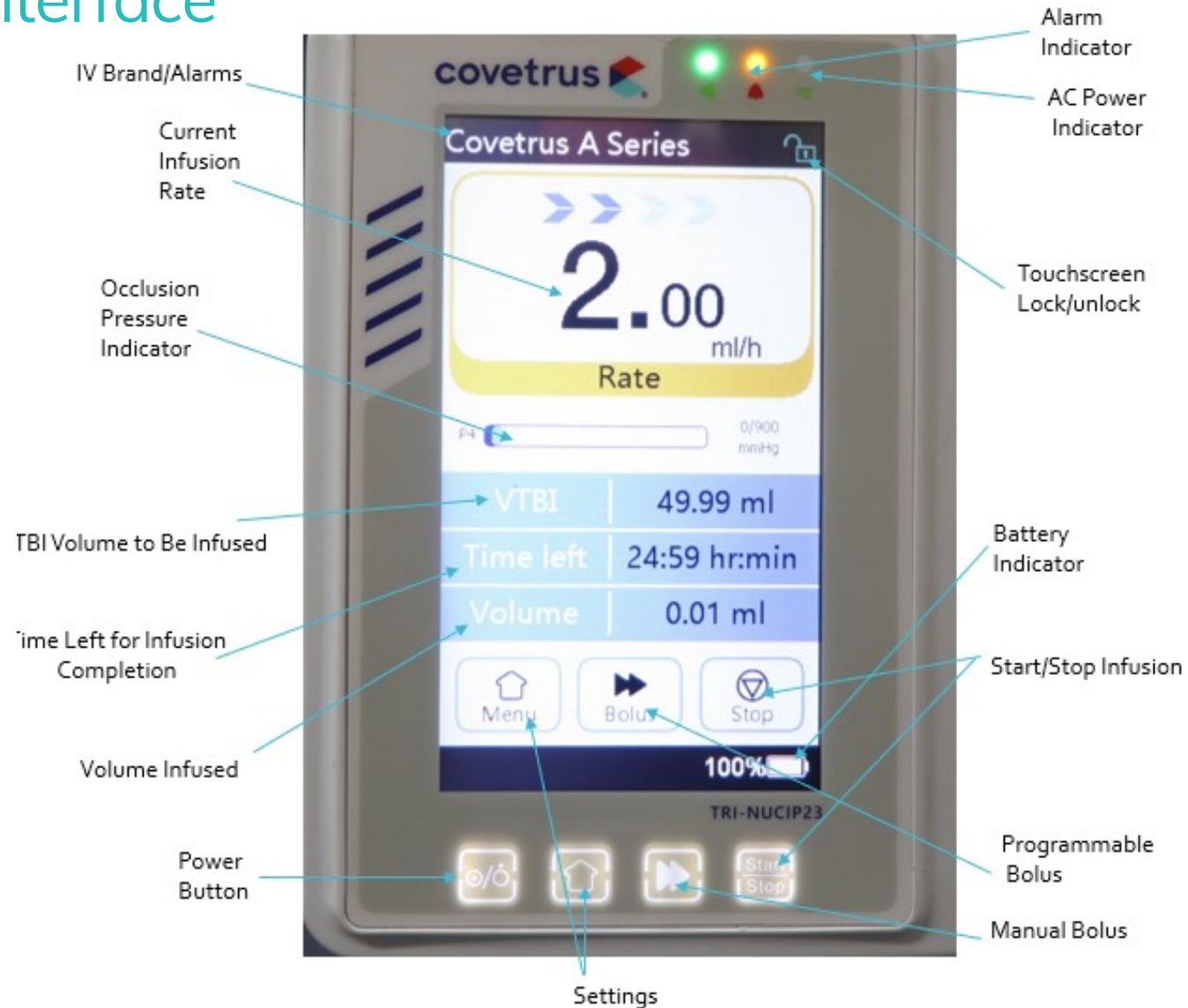


Basic Operation

- Press and hold Power Button for 2 seconds to Power ON
- Select “Yes” or “No” to clear the last treatment
- Open door by pulling door handle; push free flow clamp (see Figures 1 and 2); install IV Admin Set following flow direction; secure line all the way down line guide by pressing line into both air sensor holders (see Figure 3); Close door by firmly pressing both sides of the door and confirm door is completely latched
- Verify IV Admin Set Brand
- Select Infusion mode, set Infusion Parameters, purge if necessary, and verify settings
- Press Start



During Infusion Interface



Infusion Modes

To access Modes, press the bottom of the Home Screen or select Menu, then Modes

- VTBI Range : 0.01 - 9999.99 ml
Rate Mode: Set VTBI and Rate (ml/hr)
- Time Mode: Set VTBI and Time
VTBI Range: 0.01 - 9999.9 ml
Time Range: 0 – 99 hours 59 minutes
- Body-Weight Mode: Select Unit, enter Body Weight, Concentration, Dose, VTBI
Dose Rates: mcg/min, mcg/hr, mcg/kg/min, mcg/kg/hr, mg/min, mg/h, mg/kg/min, mg/kg/h plus more available
- Drug Library Mode: Select Drug, enter Concentration, Dose Rate, Weight
Drug library is editable by going to settings – Drug Library – DrugLib maintenance – enter password 8888 - options to edit drugs and change password
- Sequence Mode: Set Rate1, set Time1, then proceed to following sequences as needed

Syringe Size	Rate Range ml/hr
3 ml	0.1-100
5/6 ml	0.1-150
10/12 ml	0.1-300
20 ml	0.1-600
30/35 ml	0.1-900
60 ml	0.1-1500



Bolus Operation

- Purge: While the pump is idle, press Purge on the screen and select Yes or Press and Hold the Purge Softkey (see Figure 1)
- Programmed Bolus: During infusion Press Bolus on screen and set Bolus VTBI, Bolus rate, and Bolus time, and then select start (see Figure 2 and Figure 3)
- Manual Bolus: During infusion, press and hold Bolus softkey (see Figure 2) - Audible tone every 1 ml bolus infused
- To change the default Manual Bolus rate: while the pump is idle, go to Menu, Settings, then select Bolus rate (See Figure 4)

Figure 1



Purge

Figure 2



Programmable Bolus

Manual Bolus (Bolus Softkey)

Figure 3

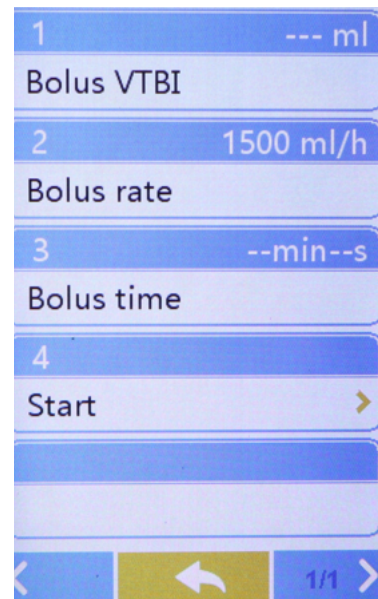
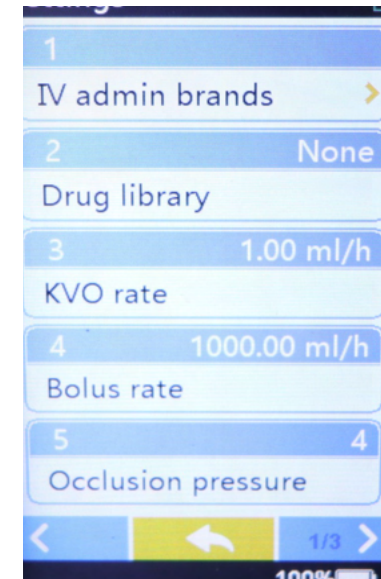



Figure 4



Settings

To enter additional settings, select the Menu button on the touchscreen or softkey

- Modes: Change the current Infusion Mode
- Settings: Change current IV admin Brand, drug library, default KVO(Keep Vein Open) Rate (0.01 ml/hr – 5.0 ml/hr), default Bolus rate, Occlusion Pressure (4 Levels 50 mmHg – 900 mmHg), Bubble sensor size (8 Levels 10 ul – 800 ul), Pump idle alert time, Almost empty alarm, Micro Mode
- General: Rotate Screen ON/OFF, Change Date & Time, Screen Brightness, Sound Level, Screen Lock time, Night Mode, and Battery Capacity Indicator
- Records: Recall History of alarms and recent therapies
- System: Change Language, Factory default, Version, and Maintenance
- Home: Go back to the Home screen
- Standby Mode: To Access Standby Mode press the Power button, select Standby and enter standby time



Service Information

All Warranty and Non-Warranty Repair Services will be performed by Triumph Medical Services. When sending your pump in for repair, please go to the following link and fill out the Veterinary RMA Request form: www.triumphmed.com/vet-rma-request. The shipping address will be provided when your RMA confirmation is emailed to you. For any questions, call 888.962.0662, ext 3





Questions?
(855) 724-3461

Distributed by:
Covetrus® North America
400 Metro Place North
Dublin, OH 43017
covetrus.com

© 2023 Covetrus, Inc. All rights reserved. No copying without consent.



Reorder #077737

Made in China
AH-ProMAXIVTouchDigitalInfusionPump-01
REV: 0623